



WEDDING

welcome guide

CAT SASS PHOTOGRAPHY
www.catsassphotography.com



hey there

I get to photograph people in love. It is actually that simple. It is also where most of my work days start and end. I adore photography and I am so blessed to do this as my full-time job, it is actually unreal!

I am the sole owner of Cat SassPhotography which was started in 2012. I have an affinity for photojournalistic and portrait photography and live to tell visual stories of love and family.

As your photographer, my goal is that we come out of our experience together as new friends! I aim to tell your story by documenting those grand moments, but with a focus to also capture the more quiet and intimate pieces of your wedding day. I want to capture you as your true selves — all the epic stories, laughs, and special memories that you will fondly look back upon for years to come.

My goal as your wedding and elopement photographer is to focus on capturing your story while making sure that your day reflects the authenticity of you as a couple. I am fully here for you. Please don't hesitate to contact me, I would love to hear from you!

Catherine Sass xoxo

WHAT TO EXPECT *my style*

In essence, I don't dictate or direct but instead observe, and gently revolve around you, to discreetly cover events as they happen. I photograph your day as it naturally unfolds, capturing real moments and creating a timeless record of your day.

Connecting with the wedding and the people involved on a personal level is hugely important in creating important images that will be part of your family legacy.



Your Wedding Questionnaire is one of the most important tools in my bag. I will use it to get to know you, to plan your details using your color palette, and concentrate on those details that are special in your heart. Please fill in the answers as you know them, then smash that "SUBMIT" button and I'll do the rest. Just please try to have it in the week before your wedding at the latest.



Communication

You've made the first step by booking your photographer!!

Cat Sass Photography is open 10a-8p. I'll always get right back with you.

If you'd rather text that's amazing.k I'm very responsive that way.



WEDDING

photography


LEARN HOW TO START YOUR DAY
RIGHT. WE GIVE YOU TIPS BELOW!


The most important wedding photos are the ones that help the couple remember the important moments and people from their wedding day. Instead of trying to nail everything on a huge shot list, focus on what's important when it comes to your wedding and when it comes to your particular needs as a couple.

If we haven't met IRL, we really should! You'll feel more comfortable, and it can lead to a more laid back time together to make authentic goodness. Your guests will feel it too. But no worries for you travelers to our beautiful state! I come in warm and happy (and also a little hyped). And that leads to happy, authentic photos of your people on your day.

You know how the BEST photos happen? It's when a couple says, "We totally trust you! We are up for anything!" When you choose an experienced wedding photographer whose style you love and you trust them to make it happen, your photographs will be exactly what you want.







In all the world, there is

no heart for me like yours.

In all the world, there is

no love for you like mine."





WEDDING

photography

TIPS

You know exactly what you are looking for from your wedding day. An incredible celebration, that is memorable and of course, stress-free. But also amazing wedding photos that will stand the test of time and allow you to revisit those feelings of love years down the road.

Is it possible to have a fusion of amazing photography and a relaxed, fun day without feeling like you are in a photo shoot as a bride or groom? You bet it is.



GATHER ITEMS FOR DETAIL SHOTS

The rings, bouquets, wedding invitations, jewelry, boutonnieres, shoes, and cufflinks are all gorgeous details that shouldn't be forgotten! It's helpful for your wedding photographer to rely on a wedding party member or other helper to organize these items, so make sure to keep them close!

Don't limit yourself to this list, though! If you have any items that are meaningful to your relationship (such as love letters, keepsakes/tokens, souvenirs, etc..) those make wonderful additions to your detail photos. You can also think outside the box!

CREATE A LIST OF FAMILY MEMBERS

Make sure that you get a list of family members names to your photographers at least a week before your wedding. The list should have first names of the nearest and dearest participating in your biggest moments.

Let all close family members know if you want them to stay at the ceremony site for family portraits. Sometimes family members (yes, even close ones like grandparents) forget or don't realize they need to stay for the family portraits. It takes time to gather lost family members and is much easier when they all know their marks prior to the wedding day.

TRY TO CREATE QUIET MOMENTS IN YOUR TIMELINE

Creating a timeline of the day's events and sharing it with your photographer is essential to make sure all of you are well-prepared for the day.

It's a good idea to allow a little extra time between transitions or location changes from the ceremony to the reception on the chance that things are running behind schedule.

Make sure you talk your wedding photographer through your shot list and schedule photo sessions into your timeline for couple's portraits, wedding party, family, and any other specific requests.



CREATE A SHOT LIST WITH YOUR PHOTOGRAPHER

You've hired your dream photographer, and it is definitely within their expertise to make sure every moment of the day is captured. That being said, it is a great idea to put together a shot list with your photographer so that you make sure that the two of you are able to check off the essentials.

From the little details, to the venue setup, to couple portraits — these are all examples of photos that will tell the story of your day from start to finish. Link your photographer in on that Pinterest Board! I want to see what speaks to your dreams of the perfect wedding. And always do my best to make all those photo dreams come true if at all possible!

ALLOW YOUR PHOTOGRAPHER TO GUIDE YOU

Allow your wedding photographer to gently guide you towards natural light and direction that will make you look and feel your best. I'm always open to creative suggestions from my couples, but I also might suggest otherwise if I see that perhaps the shadows from a nearby tree might not be your best compliment in a particular location.

Not feeling comfortable in front of a camera yet? Schedule an engagement session with your wedding photographer before the big day to get used to moving and posing with your partner.

ENJOY THE NIGHT AND HAVE SOME FUN!

Breathe, relax, and stay focused on each other. Do what is right for YOU TWO. Customize your wedding to your love story and what you two want. Sit back and admire all of the hard work that you (and your loving family/friends) have put into your day. Soak it all in. You've worked so hard!!





YOUR FIRST *Look*

I absolutely love this modern twist on the traditional wedding that gives you and your fiancé the opportunity to see each other for the first time in a more intimate setting. You could choose a more scenic location, or just have a first talk or handhold around the corner/behind a door so you don't see each other.

A first look doesn't have to happen right before you walk down the aisle. Many couples choose to do a first look a few hours before the ceremony. Seeing each other earlier in the day opens up the possibility of getting some group/family/wedding party photos out the way prior to the ceremony, which means that you don't have to spend as much time away from your guests and your party later on in the day.



ENGAGEMENT

Session advice

WEAR SOMETHING COMFORTABLE

This is by far one of the most important tips we can give you. Choosing outfits that make you feel like a million bucks is key. If you purchase something new, take it out for a test run. You also want to think about how it'll photograph during your session.

My biggest advice is comfort over everything. If you never wear a suit but are considering it for your engagements because it's what you have seen, just skip it and wear that band tee that you love. These photos are representative of your own personalities, and you should feel like yourselves and dress like yourselves, too.


Wearing outfits that compliment each other will help make your photos look cohesive.



ENGAGEMENT SESSIONS
ABOVE - BEAR POND
BOTTOM - FORT
FOSTER, MAINE

TAKE YOUR ENGAGEMENT PHOTOS IN A PLACE THAT YOU LOVE

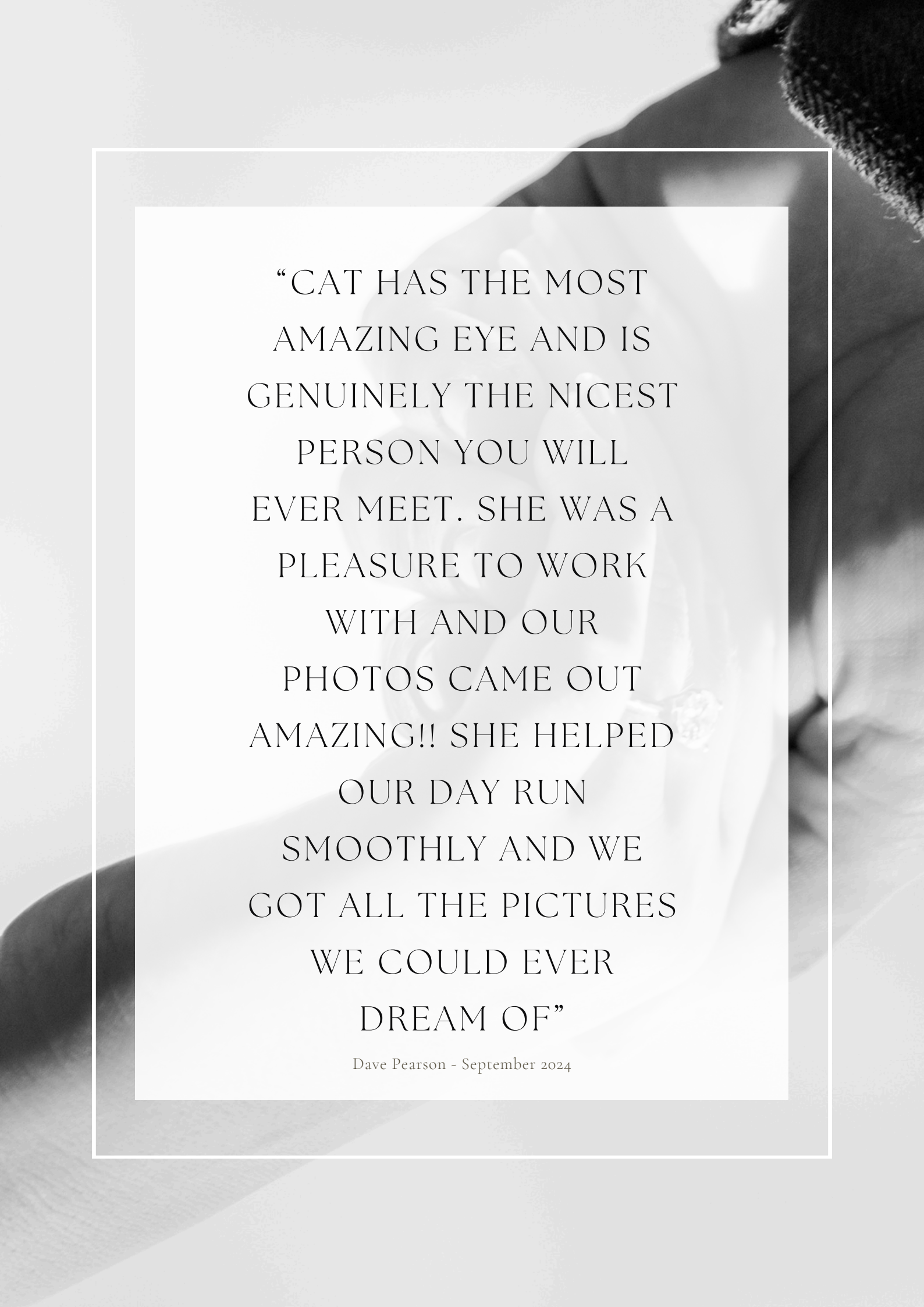
We encourage couples to go to places they love. This could be the place where you first met, a cafe or brewery, or perhaps in your own home. Your story is unique, and your photos should reflect that. This is the perfect opportunity to visit a place or two that might be hard to visit on your wedding day. Maybe there is a hiking trail or park in your area you'd like to have your photos taken by. This is the perfect opportunity to capture memories there.



SCHEDULE THE SESSION AROUND THE SUN

You may be familiar with the term “golden hour” aka the beautiful time of day just before the sun sets. This is when you want to shoot if you’re looking for that warm light in your photos. Planning ahead of time using your weather app to find out when sunset is ensures that you have plenty of time to shoot before the light is gone.

The early afternoon may sound like a good time for photos schedule-wise, but keep in mind that the light is much harsher at this time because the sun is directly overhead. Early morning light can also be magical, so if you’re a morning person, consider getting to your first location just as the sun starts to rise.



“CAT HAS THE MOST
AMAZING EYE AND IS
GENUINELY THE NICEST
PERSON YOU WILL
EVER MEET. SHE WAS A
PLEASURE TO WORK
WITH AND OUR
PHOTOS CAME OUT
AMAZING!! SHE HELPED
OUR DAY RUN
SMOOTHLY AND WE
GOT ALL THE PICTURES
WE COULD EVER
DREAM OF”

Dave Pearson - September 2024

KIND WORDS

"We could not have asked for a better wedding photographer. She photographed us for an engagement session as well as our wedding. Cat has the most amazing eye and is genuinely the nicest person you will ever meet. She was a pleasure to work with and our photos came out AMAZING!! "

Kayla & Jacob

"Cat's excitement and investment in our love and wedding day made us feel so special and cared for throughout the entire process..We highly recommend Cat Sass Photography to any couple looking for an exceptional photography experience."

Allison & Davey

"Amazing and Joyful Photographer!
Cat was so incredible from our first consultation through the big day. For our first meeting she came prepared with locations on the property she'd like to use for photos, time of sunset on the wedding day, etc. She was incredibly thorough and just overall a joy to chat and work with. The photos turned out beautifully and we're so glad we left documenting our big day in her capable hands!"

Brianna & Peter

"My Epic Wedding Photography!!

Cat takes pride in capturing quality images of special occasions to make her clients happy!
Best photographer ever!"

Maddie & Kyle





Do you bring a second photographer?

Whether you want a second photographer is entirely up to you. I shoot many of my weddings solo. I'm very comfortable and confident in my ability to capture most typical wedding days on my own. That being said, there are definitely advantages to having two photographers. And I have to say my associates are the best at getting more of those little moments as well as the big ones.

FAQ'S

How will we receive our photos?

Once your photos are ready, you will receive a link to a password protected online gallery that has all of the finished photos from your wedding day for you to view and download.



Are you willing to travel?

Definitely! Travel fees are applied if I'm going over 60 miles, which is charged both ways. Destinations that exceed two hours driving time each way may require overnight accommodations. Please inquire.

How Do I Book A Date?

We can only reserve a date after receiving the booking deposit. We are currently booking out to December 2025. As most couples tend to have their wedding on a Saturday these are the days that book out the quickest.





CONTACT

cat@catsassphotography.com

www.catsassphotography.com

580 595 0790

SAMPLE FAMILY PORTRAITS LIST

Please provide a detailed list with each portrait you would like taken for your family formals. Please take the number of portraits into account when scheduling out time. Below is my foundational formals list. Please customise it to meet the needs of your family and include the first name of each family member alongside their relation to you. For example: Mom (Sarah), Step-Dad (Tom)

BRIDES IMMEDIATE FAMILY

Couple with Parents, Siblings, & Grandparents

Couple with Parents & Siblings

Couple with Parents

Couple with Parents

With Mom

With Dad

GROOMS IMMEDIATE FAMILY

Couple with Parents, Siblings, & Grandparents

Couple with Parents & Siblings

Couple with Parents

Couple with Parents

With Mom

With Dad

COMBINED
Couple + Both Immediate Families
Couple + Both Sets of Parents

[illegible]

WEDDING

Sample timeline

Remember, every wedding is different —
these are just suggestions



10:30 A.M. - PHOTOGRAPHER ARRIVES

11 P.M. - 12 P.M. - GETTING READY

- BRIDE AND BRIDAL PARTY GETTING HAIR AND MAKEUP DONE
- BRIDE GETTING DRESSED WITH ASSISTANCE
- GROOM AND GROOMSMEN GETTING READY
- GROOM'S MOTHER ATTACHING BOUTONNIERE

12 P.M. - 1 2:45 P.M. - DETAIL SHOTS

- INVITATION AND PROGRAM
- WEDDING RINGS
- WEDDING DRESS (HANGING AND CLOSEUPS)
- BRIDESMAID DRESSES
- FLOWERS (E.G. BOUQUETS, BOUTONNIERES, CORSAGES, FLOWER GIRL BASKET, ETC.)
- VENUE PHOTOS (INTERIOR AND EXTERIOR, WIDE AND DETAILS)

1 P.M. - 2:00 P.M. - FIRST LOOK

- WEDDING PARTY REACTIONS AND INTERACTIONS
- BRIDE PORTRAITS (INCLUDING BACK OF WEDDING DRESS)
- FIRST LOOK BETWEEN COUPLE

2:15 P.M. - 2:45 P.M. - WEDDING PARTY

- WHOLE GROUP
- ONE SIDE OF WEDDING PARTY WITH COUPLE
- BRIDE/GROOM WITH THEIR SIDE OF WEDDING PARTY
- BRIDE/GROOM WITH PARTNER'S SIDE OF WEDDING PARTY
- OTHER SIDE OF WEDDING PARTY WITH COUPLE
- PARTNER WITH BRIDE/GROOM'S SIDE OF WEDDING PARTY
- PARTNER WITH THEIR SIDE OF WEDDING PARTY



4:30 P.M. - 5:00 P.M. – CEREMONY

- GUESTS ARRIVING AND SEATED
- WIDE VIEW OF GUESTS FROM THE ALTAR
- GROOM AND GROOMSMAN ARRIVING AND WAITING
- PARENTS AND FAMILY ARRIVING AND SEATED
- BRIDAL PARTY ENTRANCE
- RING BEARERS AND FLOWER GIRLS
- BRIDE WALKING DOWN THE AISLE AND GROOM'S REACTION
- BRIDE BEING GIVEN AWAY
- OFFICIANT PERFORMING THE CEREMONY
- EXCHANGING OF VOWS
- EXCHANGING OF RINGS
- FIRST KISS
- WEDDING PARTY, FAMILY, AND GUEST REACTIONS
- INTRODUCTION OF THE NEWLY MARRIED COUPLE
- RECESSIONAL
- PETAL/CONFETTI/RICE TOSS
- SIGNING THE MARRIAGE LICENSE WITH THE OFFICIANT

5:10 P.M. - 6:15 P.M. – COCKTAIL HOUR

- COUPLE WITH BRIDE/GROOM'S PARENTS
- COUPLE WITH BRIDE/GROOM'S PARENTS AND SIBLINGS
- COUPLE WITH BRIDE/GROOM'S PARENTS, SIBLINGS AND GRANDPARENTS
- BRIDE/GROOM WITH PARENTS
- BRIDE/GROOM WITH EACH PARENT INDIVIDUALLY
- COUPLE WITH BOTH SETS OF PARENTS
- COUPLE WITH PARTNER'S PARENTS
- COUPLE WITH PARTNER'S PARENTS AND SIBLINGS
- COUPLE WITH PARTNERS PARENTS, SIBLINGS, AND GRANDPARENTS
- PARTNER WITH PARENTS
- PARTNER WITH EACH PARENT INDIVIDUALLY

6:30 P.M. - WEDDING RECEPTION

- COUPLE'S GRAND ENTRANCE
- BRIDAL PARTY ENTRANCE
- FIRST DANCE
- GUEST TABLE PHOTOS
- GUEST ON THE DANCE FLOOR
- PARENT DANCES
- TOASTS AND SPEECHES
- NEWLYWEDS AT THE BRIDAL TABLE
- NEWLYWEDS VISITING GUEST TABLES
- CANDID PHOTOS OF THE GUESTS
- FATHER/DAUGHTER AND MOTHER/SON DANCES
- DANCING ON THE DANCE FLOOR
- THE DJ, MUSICIAN, OR BAND PERFORMING
- BOUQUET/GARTER TOSS
- CAKE CUTTING
- LAST DANCE
- SEND-OFF